



Professional Testing Labs, Inc








4918 Crater Lake Ave.
 Medford, OR 97504
 (541) 816-4166
 OLCC# 10156338460

Certificate of Analysis

For OLCC/OHA regulatory compliance

Report Date: 11/17/23

Sample Type:	Client:	Date Received: 11/15/23	Sampling Method:
Metric Batch ID:	Metric Source ID:	Lab Sample ID:	Client Address:
Grower License #:	Testing Performed:	Comments and Descriptions:	

Potency		Don Mega	
		25.46%	
		Total THCs	
Moisture Content		Water Activity	
	Pass		Pass
Pesticides	Residual Solvents	Mycotoxins	Cannabinoid Ratios
	Pass		Not Tested
			Pass
			
			Cannabinoids: 30.36% Total THC: 25.46% Total CBD: <LOQ% Total Minors: 1.101%

Total THC and Total CBD are calculated in accordance with Oregon reporting requirement (OAR 333-064-0100). For cannabinoid analysis, only CBDA, CBD, THC, THCA, and Δ8-THC are ORELAP accredited analytes. Cannabinoid values reported for plant matter are corrected for dry weight. Oregon water activity action level is 0.65aw and moisture content action level is 15%. Pesticide limits determined by OAR 333-007-0400: Table 3. Residual Solvent limits determined by OAR 333-007-0410: Table 4. This report shall not be reproduced, unless in its entirety, without approval from Professional Testing Labs, Inc. Test results relate only to the sample material analyzed.

Approved by/date:


 Elijah Ballantyne
 Technical Director
 11/17/23



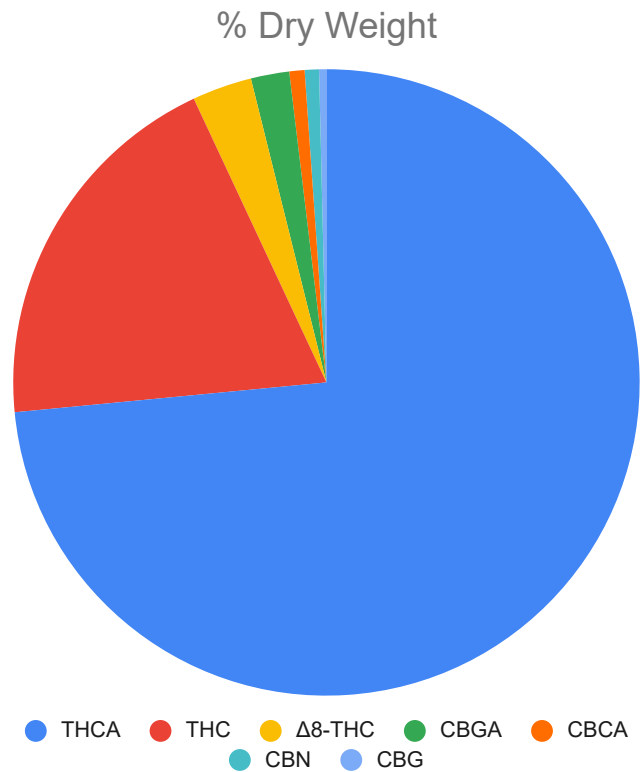
Professional Testing Labs, Inc
 4918 Crater Lake Ave.
 Medford, OR 97504
 (541) 816-4166
 OLCC# 10156338460

Certificate of Analysis
 For OLCC/OHA regulatory compliance

Date: 11/17/23


Don Mega			
Sample Type:	Client:	Lab Sample ID:	Sampling Method:
Metric Batch ID:	Address:	Grower License #:	Testing Performed:
Date Recieved: 10/24/2023	Harvest Date #:	Comments and Descriptions:	

Cannabinoid Analysis			
Date: 10/28/2023	Batch:	Analyst(s):	
Analyte	% Dry Weight	LOQ (%)	Notes
CBDA	<LOQ	0.097	
CBD	<LOQ	0.097	
THC	.297	0.097	
THCA	28.213	0.097	
CBDV	<LOQ	0.097	
CBGA	0.512	0.097	
CBG	0.138	0.097	
THCV	<LOQ	0.097	
CBN	0.210	0.097	
Δ8-THC	0.749	0.097	
Δ10-THC	<LOQ	0.097	
CBC	<LOQ	0.097	
CBCA	.241	0.097	
Total CBD	<LOQ	(CBDA*0.877)+CBD= Total CBD	
Total THC	25.456	(THCA*0.877)+THC= Total THC	
Total Minors	1.101	SUM% of Minor Cannabinoids	
Total Cannabinoids	30.36	Sum % Cannabinoids = Total Cannabinoids	



Moisture Content - PASS		Water Activity - PASS	
Date: 10/28/2023	Analyst:	Date: 10/28/2023	Analyst:
Method:	Method:	Method:	Method:
Moisture Content (%): 9.287		Water Activity (aw): 0.038	

LOQ = Limit of Quantitation, ND = Not Detected NT = Not Tested. Total THC and Total CBD are calculated in accordance with Oregon reporting requirement (OAR 333-064-0100). For cannabinoid analysis, only CBDA, CBD, THC, THCA, and Δ8-THC are ORELAP accredited analytes. Cannabinoid values reported for plant matter are corrected for dry weight. Oregon water activity action level is 0.65aw and moisture content action level is 15%. Shown values have been rounded to 3 decimal digits, whereas calculations are performed with all available digits. LOQ Values based on LOQ study available upon request. This report shall not be reproduced, unless in its entirety, without approval from Professional Testing Labs, Inc. Test results relate only to the sample material analyzed.

Approved by/date:

 Elijah Ballantyne
 Technical Director
 11/17/23



Professional Testing Labs, Inc

4918 Crater Lake Ave.
 Medford, OR 97504
 (541) 816-4166
 OLCC# 10156338460

Certificate of Analysis

For OLCC/OHA regulatory compliance

Date: 11/17/23

Cannabinoid Analysis - Pass

Date: 10/28/2023		Batch:		Prep Analyst:	Data Analyst:	SOP:
Analyte	% Dry Weight	LOQ (%)	Recovery Limits	Notes		
CBDA	<LOQ	0.05	<LOQ			
CBD	<LOQ	0.05	<LOQ			
THC	<LOQ	0.05	<LOQ			
THCA	<LOQ	0.05	<LOQ			
Δ8 THC	<LOQ	0.05	<LOQ			

Cannabinoid Analysis - Pass

Date: 10/28/2023		Batch:		Prep Analyst:	Data Analyst:	SOP:
Analyte	% Recovery	LOQ (%)	Recovery Limits	Notes		
CBDA	109.921	0.05	90-110%			
CBD	109.063	0.05	90-110%			
THC	109.067	0.05	90-110%			
THCA	107.706	0.05	90-110%			
Δ8 THC	109.915	0.05	90-110%			

LOQ = Limit of Quantitation, ND = Not Detected NT = Not Tested. Total THC and Total CBD are calculated in accordance with Oregon reporting requirement (OAR 333-064-0100). For cannabinoid analysis, only CBDA, CBD, THC, THCA, and Δ8-THC are ORELAP accredited analytes. Cannabinoid values reported for plant matter are corrected for dry weight.
 This report shall not be reproduced, unless in its entirety, without approval from Professional Testing Labs, Inc. Test results relate only to the sample material analyzed.

Approved by/date:


 Elijah Ballantyne
 Technical Director
 11/17/23


Professional Testing Labs, Inc

4918 Crater Lake Ave.

Medford, OR 97504

(541) 816-4166

OLCC# 10156338460

Certificate of Analysis

For OLCC/OHA regulatory compliance

Date: 11/17/23

Pesticide Analysis - Pass


Date: 10/28/2023		Batch:		Prep Analyst:		Data Analyst:		SOP:	
Analyte	Result (ppm)	Action Level	LOQ (ppm)	Analyte	Result (ppm)	Action Level	LOQ (ppm)		
Abamectin	<LOQ	0.5	0.25	Imazalil	<LOQ	0.2	0.1		
Acephate	<LOQ	0.4	0.2	Imidacloprid	<LOQ	0.4	0.2		
Acequinocyl	<LOQ	2.0	1.0	Kresoxim-Methyl	<LOQ	0.4	0.2		
Acetamiprid	<LOQ	0.2	0.1	MGK-264	<LOQ	0.2	0.1		
Aldicarb	<LOQ	0.4	0.2	Malathion	<LOQ	0.2	0.1		
Azoxystrobin	<LOQ	0.2	0.1	Metalaxyl	<LOQ	0.2	0.1		
Bifenazate	<LOQ	0.2	0.1	Methiocarb	<LOQ	0.4	0.2		
Bifenthrin	<LOQ	0.2	0.1	Methomyl	<LOQ	0.2	0.1		
Boscalid	<LOQ	0.4	0.2	Methyl Parathion	<LOQ	0.2	0.1		
Carbaryl	<LOQ	0.2	0.1	Myclobutanil	<LOQ	0.2	0.1		
Carbofuran	<LOQ	0.2	0.1	Naled	<LOQ	0.5	0.25		
Chlorantraniliprole	<LOQ	0.2	0.1	Oxamyl	<LOQ	1.0	0.5		
Chlorfenapyr	<LOQ	1.0	0.5	Paclobutrazol	<LOQ	0.4	0.2		
Chlorpyrifos	<LOQ	0.2	0.1	Permethrins ¹	<LOQ	0.2	0.1		
Clofentezine	<LOQ	0.2	0.1	Phosmet	<LOQ	0.2	0.1		
Cyfluthrin	<LOQ	1.0	0.5	Piperonyl Butoxide	<LOQ	2.0	1.0		
Cypermethrin	<LOQ	1.0	0.5	Prallethrin	<LOQ	0.2	0.1		
Daminozide	<LOQ	1.0	0.5	Propiconazole	<LOQ	0.4	0.2		
Diazinon	<LOQ	0.2	0.1	Propoxur	<LOQ	0.2	0.1		
Dichlorvos	<LOQ	1.0	0.5	Pyrethrins ²	<LOQ	1.0	0.5		
Dimethoate	<LOQ	0.2	0.1	Pyridaben	<LOQ	0.2	0.1		
Ethoprophos	<LOQ	0.2	0.1	Spinosad ³	<LOQ	0.2	0.1		
Etofenprox	<LOQ	0.4	0.2	Spiromesifen	<LOQ	0.2	0.1		
Etoxazole	<LOQ	0.2	0.1	Spirotetramat	<LOQ	0.2	0.1		
Fenoxycarb	<LOQ	0.2	0.1	Spiroxamine	<LOQ	0.4	0.2		
Fenpyroximate	<LOQ	0.4	0.2	Tebuconazole	<LOQ	0.4	0.2		
Fipronil	<LOQ	0.4	0.2	Thiacloprid	<LOQ	0.2	0.1		
Flonicamid	<LOQ	1.0	0.5	Thiamethoxam	<LOQ	0.2	0.1		
Fludioxonil	<LOQ	0.4	0.2	Trifloxystrobin	<LOQ	0.2	0.1		
Hexythiazox	<LOQ	1.0	0.5						

¹ Permethrins are measured as the cumulative residues of cis and trans isomers.

² Pyrethrins are measured as the cumulative residues of pyrethrin 1, cinerin 1, and jamaolin 1.

³ Spinosad is calculated as a sum of isomers Spinosad A and Spinosad D.

Approved by/date:


 Elijah Ballantyne
 Technical Director

11/17/23


Professional Testing Labs, Inc

4918 Crater Lake Ave.

Medford, OR 97504

(541) 816-4166

OLCC# 10156338460

Certificate of Analysis

For OLCC/OHA regulatory compliance

Date: 11/17/23

Pesticide Analysis - Pass


Date: 10/28/2023		Batch:		Prep Analyst:	Data Analyst:		SOP:
Analyte	Result (ppm)	Recovery Limits (%)	LOQ (ppm)	Analyte	Result (ppm)	Recovery Limits (%)	LOQ (ppm)
Abamectin	<LOQ	<LOQ	0.25	Imazalil	<LOQ	<LOQ	0.1
Acephate	<LOQ	<LOQ	0.2	Imidacloprid	<LOQ	<LOQ	0.2
Acequinocyl	<LOQ	<LOQ	1.0	Kresoxim-methyl	<LOQ	<LOQ	0.2
Acetamiprid	<LOQ	<LOQ	0.1	MGK-264	<LOQ	<LOQ	0.1
Aldicarb	<LOQ	<LOQ	0.2	Malathion	<LOQ	<LOQ	0.1
Azoxystrobin	<LOQ	<LOQ	0.1	Metalaxyl	<LOQ	<LOQ	0.1
Bifenazate	<LOQ	<LOQ	0.1	Methiocarb	<LOQ	<LOQ	0.2
Bifenthrin	<LOQ	<LOQ	0.1	Methomyl	<LOQ	<LOQ	0.1
Boscalid	<LOQ	<LOQ	0.2	Methyl Parathion	<LOQ	<LOQ	0.1
Carbaryl	<LOQ	<LOQ	0.1	Myclobutanil	<LOQ	<LOQ	0.1
Carbofuran	<LOQ	<LOQ	0.1	Naled	<LOQ	<LOQ	0.25
Chlorantraniliprole	<LOQ	<LOQ	0.1	Oxamyl	<LOQ	<LOQ	0.5
Chlorfenapyr	<LOQ	<LOQ	0.1	Paclobutrazol	<LOQ	<LOQ	0.2
Chlorpyrifos	<LOQ	<LOQ	0.5	Permethrins ¹	<LOQ	<LOQ	0.1
Clofentezine	<LOQ	<LOQ	0.1	Phosmet	<LOQ	<LOQ	0.1
Cyfluthrin	<LOQ	<LOQ	0.5	Piperonyl butoxide	<LOQ	<LOQ	1.0
Cypermethrin	<LOQ	<LOQ	0.5	Prallethrin	<LOQ	<LOQ	0.1
Daminozide	<LOQ	<LOQ	0.5	Propiconazole	<LOQ	<LOQ	0.2
Diazinon	<LOQ	<LOQ	0.5	Propoxur	<LOQ	<LOQ	0.1
Dichlorvos	<LOQ	<LOQ	0.1	Pyrethrins ²	<LOQ	<LOQ	0.5
Dimethoate	<LOQ	<LOQ	0.1	Pyridaben	<LOQ	<LOQ	0.1
Ethoprophos	<LOQ	<LOQ	0.1	Spinosad ³	<LOQ	<LOQ	0.1
Etofenprox	<LOQ	<LOQ	0.2	Spiromesifen	<LOQ	<LOQ	0.1
Etoxazole	<LOQ	<LOQ	0.1	Spirotetramat	<LOQ	<LOQ	0.1
Fenoxycarb	<LOQ	<LOQ	0.1	Spiroxamine	<LOQ	<LOQ	0.2
Fenpyroximate	<LOQ	<LOQ	0.2	Tebuconazole	<LOQ	<LOQ	0.2
Fipronil	<LOQ	<LOQ	0.2	Thiacloprid	<LOQ	<LOQ	0.1
Flonicamid	<LOQ	<LOQ	0.5	Thiamethoxam	<LOQ	<LOQ	0.1
Fludioxonil	<LOQ	<LOQ	0.2	Trifloxystrobin	<LOQ	<LOQ	0.1
Hexythiazox	<LOQ	<LOQ	0.5				

¹ Permethrins are measured as the cumulative residues of cis and trans isomers.

² Pyrethrins are measured as the cumulative residues of pyrethrin 1, cinerin 1, and jamaolin 1.

³ Spinosad is calculated as a sum of isomers Spinosad A and Spinosad D.

Approved by/date:


 Elijah Ballantyne
 Technical Director

11/17/23



Professional Testing Labs, Inc
 4918 Crater Lake Ave.
 Medford, OR 97504
 (541) 816-4166
 OLCC# 10156338460

Certificate of Analysis
 For OLCC/OHA regulatory compliance


Date: 11/17/23

Pesticide Analysis - Pass

Date: 10/28/2023				PE Batch:				Prep Analyst:				Data Analyst:				SOP:			
Analyte	Recovery (%)	Recovery Limits (%)	LOQ (ppm)	Analyte	Recovery (%)	Recovery Limits	LOQ (ppm)	Analyte	Recovery (%)	Recovery Limits	LOQ (ppm)	Analyte	Recovery (%)	Recovery Limits	LOQ (ppm)	Analyte	Recovery (%)	Recovery Limits	LOQ (ppm)
Abamectin	60.12	50-150	0.25	Imazalil	80.15	60-120	0.1												
Acephate	85.95	60-120	0.2	Imidacloprid	92.3	60-120	0.2												
Acequinocyl	74.59	40-160	1.0	Kresoxim-methyl	68.7	60-120	0.2												
Acetamiprid	88.16	60-120	0.1	MGK-264	72.99	50-150	0.1												
Aldicarb	68.9	60-120	0.2	Malathion	70.5	60-120	0.1												
Azoxystrobin	80.94	60-120	0.1	Metalaxyl	89.75	60-120	0.1												
Bifenazate	61.08	60-120	0.1	Methiocarb	63.88	60-120	0.2												
Bifenthrin	89.73	50-150	0.1	Methomyl	78.78	60-120	0.1												
Boscalid	83.76	60-120	0.2	Methyl Parathion	78.33	50-150	0.1												
Carbaryl	78.66	60-120	0.1	Myclobutanil	65.22	60-120	0.1												
Carbofuran	87.94	60-120	0.1	Naled	63.81	50-150	0.25												
Chlorantraniliprole	91.95	60-120	0.1	Oxamyl	81.47	60-120	0.5												
Chlorfenapyr	90.09	60-120	0.1	Paclobutrazol	69.11	60-120	0.2												
Chlorpyrifos	61.06	60-120	0.5	Permethrins ¹	74.43	50-150	0.1												
Clofentezine	72.38	60-120	0.1	Phosmet	79.3	50-150	0.1												
Cyfluthrin	76.8	50-150	0.5	Piperonyl butoxide	80.53	60-120	1.0												
Cypermethrin	80.93	50-150	0.5	Prallethrin	91.39	60-120	0.1												
Daminozide	109.52	60-120	0.5	Propiconazole	64.16	60-120	0.2												
Diazinon	62.75	60-120	0.5	Propoxur	79.83	60-120	0.1												
Dichlorvos	118.28	60-120	0.1	Pyrethrins ²	99.333	60-120	0.5												
Dimethoate	104.99	60-120	0.1	Pyridaben	79.66	50-150	0.1												
Ethoprophos	63.15	60-120	0.1	Spinosad ³	71.2	50-150	0.1												
Etofenprox	97.45	50-150	0.2	Spiromesifen	61.23	60-120	0.1												
Etoxazole	69.65	60-120	0.1	Spirotetramat	62.24	60-120	0.1												
Fenoxycarb	69.93	60-120	0.1	Spiroxamine	76.09	60-120	0.2												
Fenpyroximate	68.27	60-120	0.2	Tebuconazole	61.15	60-120	0.2												
Fipronil	71.32	60-120	0.2	Thiacloprid	91.37	60-120	0.1												
Fonicamid	110.88	60-120	0.5	Thiamethoxam	80.38	60-120	0.1												
Fludioxonil	87.12	50-150	0.2	Trifloxystrobin	74.79	60-120	0.1												
Hexythiazox	90.19	60-120	0.5																

Approved by/date:

¹ Permethrins are measured as the cumulative residues of cis and trans isomers.
² Pyrethrins are measured as the cumulative residues of pyrethrin 1, cinerin 1, and jamolin 1.
³ Spinosad is calculated as a sum of isomers Spinosad A and Spinosad D.
 NR = No Report


 Elijah Ballantyne
 Technical Director
 11/17/23



Professional Testing Labs, Inc

4918 Crater Lake Ave.
 Medford, OR 97504
 (541) 816-4166
 OLCC# 10156338460

Certificate of Analysis

For OLCC/OHA regulatory compliance

Date: 11/17/23

Mycotoxin Analysis - Pass

Date: 10/28/2023		Batch:		Prep Analyst:	Data Analyst:	SOP:
Analyte	Result (ppb)	LOQ (ppb)	Action Level	Notes		
Aflatoxin B1	<LOQ	10	Cumulative			
Aflatoxin B2	<LOQ	10	Cumulative			
Aflatoxin G1	<LOQ	10	Cumulative			
Aflatoxin G2	<LOQ	10	Cumulative			
Total Aflatoxins	<LOQ	10	20			
Ochratoxin	<LOQ	10	20			

Mycotoxin Analysis - Pass

Analyte	Result (ppb)	LOQ (ppb)	Recovery Limit	Notes
Aflatoxin B1	<LOQ	10	<LOQ	
Aflatoxin B2	<LOQ	10	<LOQ	
Aflatoxin G1	<LOQ	10	<LOQ	
Aflatoxin G2	<LOQ	10	<LOQ	
Total Aflatoxins	<LOQ	10	<LOQ	
Ochratoxin	<LOQ	10	<LOQ	

Mycotoxin Analysis - Pass

Analyte	Recovery (%)	LOQ (ppb)	Recovery Limits	Notes
Aflatoxin B1	94.15	10	60-120%	
Aflatoxin B2	93.75	10	60-120%	
Aflatoxin G1	94.0	10	60-120%	
Aflatoxin G2	91.95	10	60-120%	
Ochratoxin	82.9	10	60-120%	

LOQ = Limit of Quantitation, ND = Not Detected NT = Not Tested. Aflatoxins are measured as the cumulative sum of B1, B2, G1, and G2 isomers.
 This report shall not be reproduced, unless in its entirety, without approval from Professional Testing Labs, Inc. Test results relate only to the sample material analyzed.

Approved by/date:

Elijah Ballantyne
 Technical Director

11/17/23



Professional Testing Labs, Inc

4918 Crater Lake Ave.
Medford, OR 97504
(541) 816-4166
OLCC# 10156338460

Certificate of Analysis

For OLCC/OHA regulatory compliance

Date: 11/17/23

Notes: NA

END OF REPORT

Approved by/date:


Elijah Ballantyne
Technical Director
11/17/23